

RENEWABLE ENERGY FOR SUSTAINABLE DEVELOPMENT

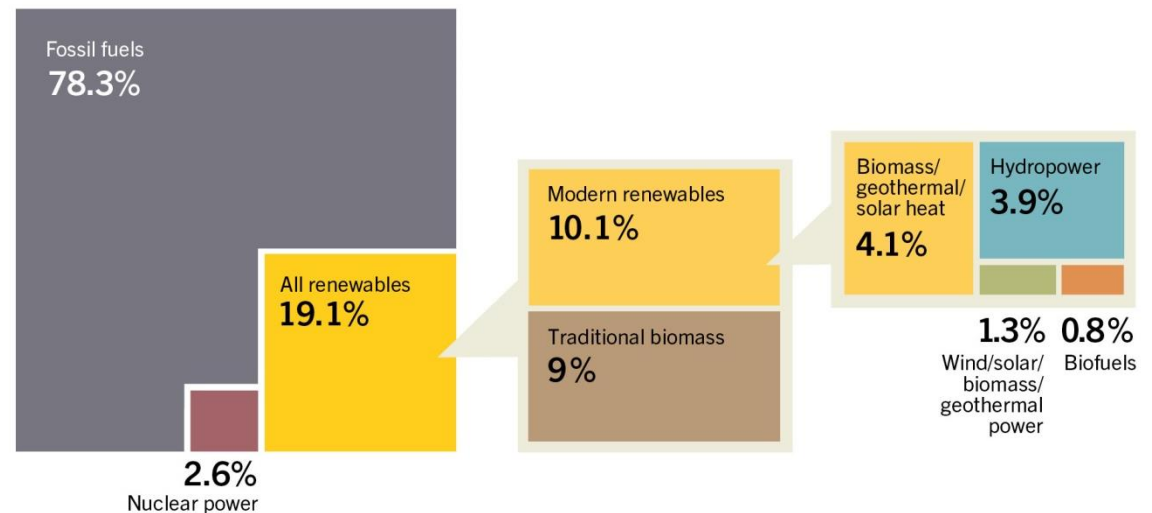
RENEWABLE ENERGY IN THE WORLD

Renewable energy provided an estimated **19.1% of global final energy consumption** in 2013.

The share of **modern renewable energy** increased to 10.1%.

The share of traditional biomass was of 9%, same as in 2012.

Estimated Renewable Energy Share of Global Final Energy Consumption, 2013



REN21 *Renewables 2015 Global Status Report*

JOBS IN RENEWABLE ENERGY

Global employment in RE continued to increase

An estimated **7.7 million direct or indirect jobs** in the renewable energy industry

Global wind power employment crossed the 1 million jobs threshold in 2014

Jobs in Renewable Energy, 2014

 **Bioenergy**
(Biomass, Biofuels, Biogas)

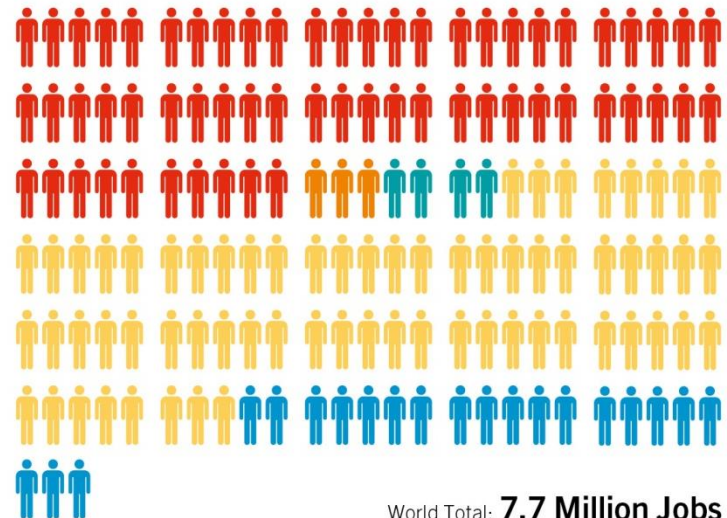
 **Geothermal**

 **Hydropower**
(Small-scale)ⁱ

 **Solar Energy**
(Solar PV, CSP, Solar Heating/Cooling)

 **Wind Power**

 = 50,000 jobs



World Total: **7.7 Million Jobs**

i - Employment information for large-scale hydropower not included.

REN21 *Renewables 2015 Global Status Report*

Source: IRENA

REN21 Renewable Energy
Policy Network
for the 21st Century

VOICE OF FUTURE GENERATIONS



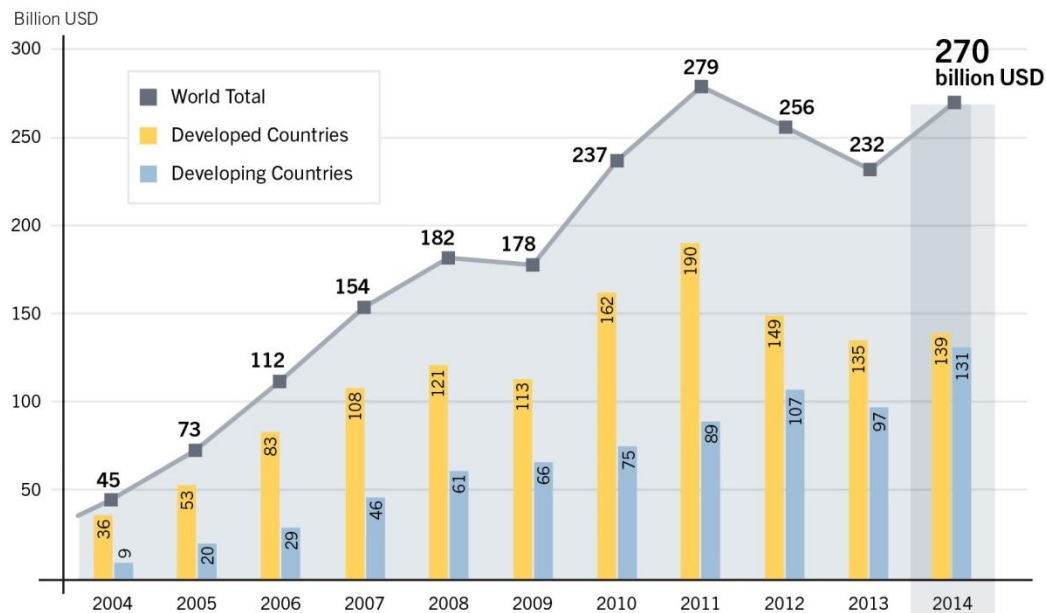
GLOBAL INVESTMENT IN RENEWABLE ENERGY

Global new investment
estimated **USD 270.2**

billion in 2014

(including hydropower USD
301 billion)

Global New Investment in Renewable Power and Fuels, Developed and Developing Countries, 2004–2014



REN21 *Renewables 2015 Global Status Report*

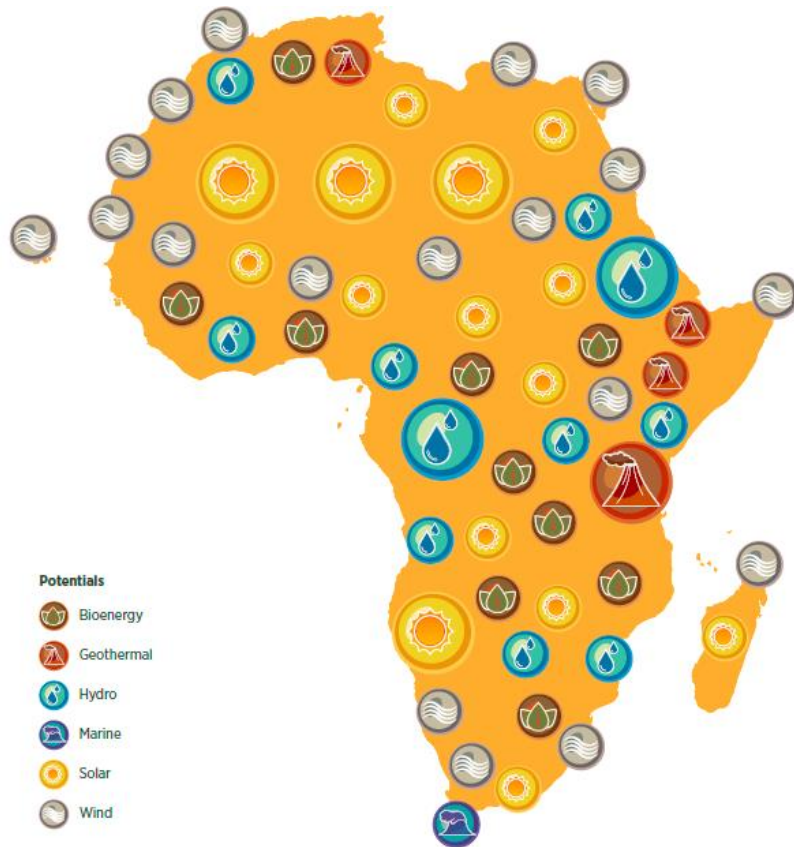


Source: Frankfurt School–UNEP and BNEF

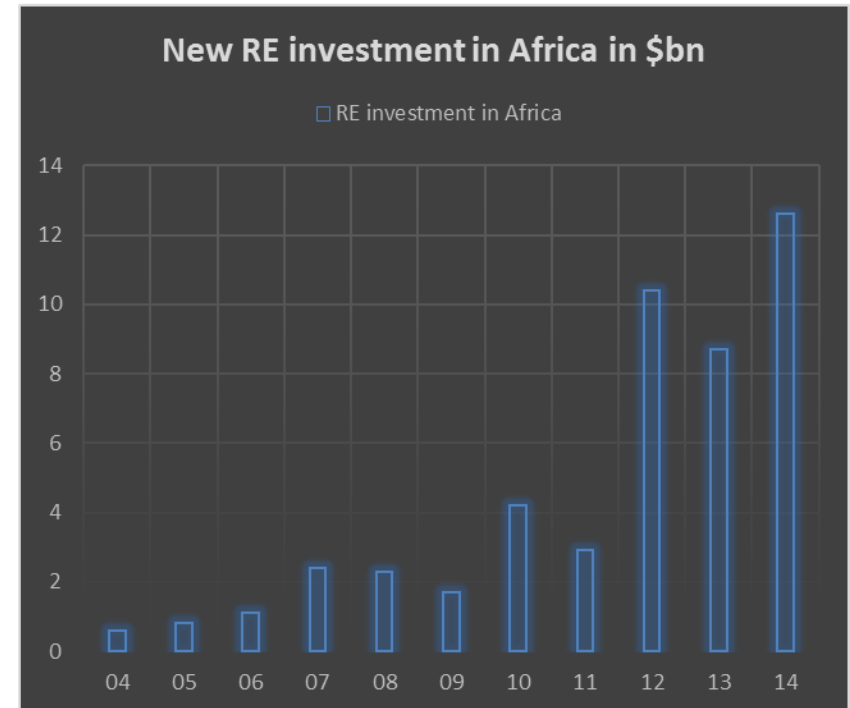
VOICE OF FUTURE GENERATIONS



INVESTMENT IN RE, ESPECIALLY IN AFRICA!



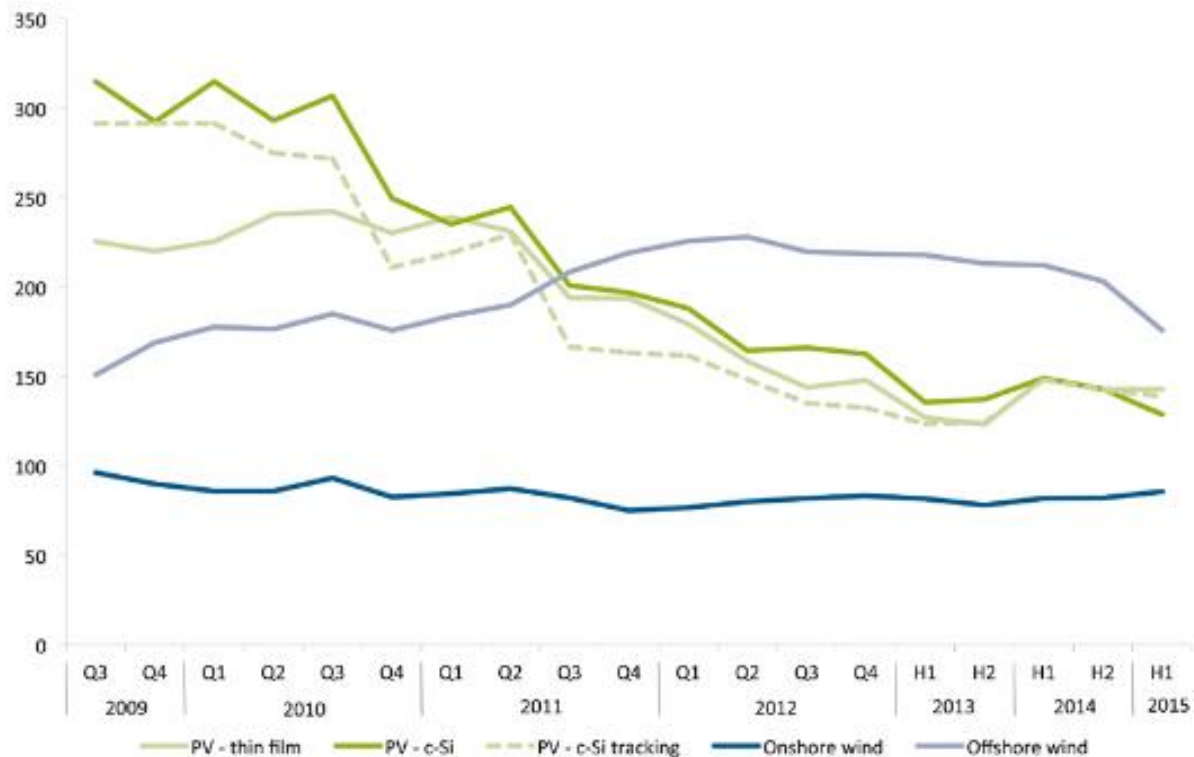
Africa's Renewable Energy Future Report, IRENA, 2015



Data from Bloomberg New Energy Finance, FS – UNEP, 2015

VOICE OF FUTURE GENERATIONS

RENEWABLE ENERGY IS COST-COMPETITIVE



Global average cost of electricity for wind and PV, q3 2009 to h1 2015, \$ per mwh, Bloomberg New Energy Finance, FS – UNEP, 2015

VOICE OF FUTURE GENERATIONS

RE IS WINNING THE RACE GLOBALLY

Around the world, the costs of generating electricity from the sun have declined by around 80% and from wind by around 60% in just the last five years. RE is cheaper than fossil fuel based generation.

Measured as a share of GDP, the largest investors in renewable energy are all developing countries: Mauritius, Uruguay, Costa Rica, Nicaragua, South Africa, Chile.

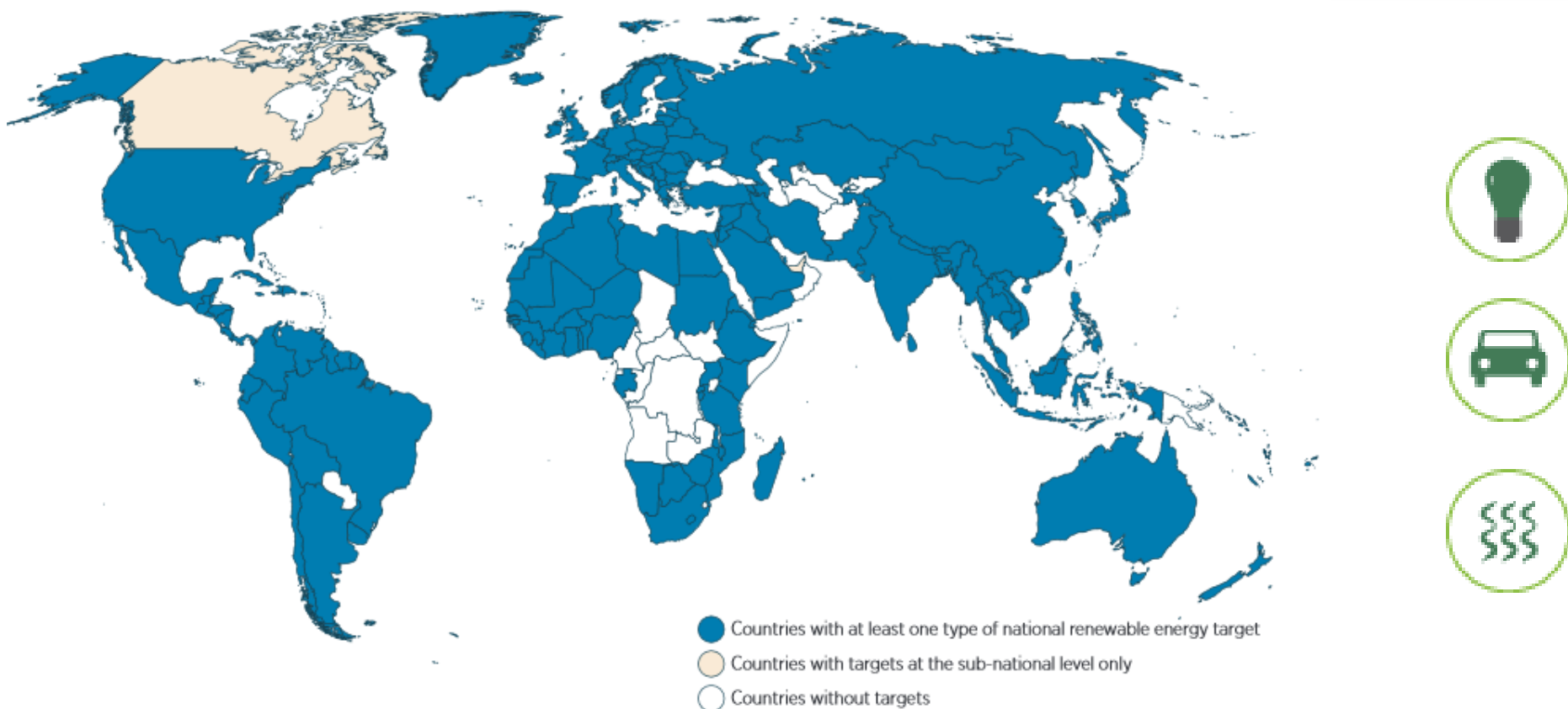
In 2013, 56% of new installed power capacity globally was renewable.

Investments in renewable energy keep growing - by 17% in just one year (2014).

Source: IRENA

VOICE OF FUTURE GENERATIONS

GLOBAL MAP OF NATIONAL RENEWABLE ENERGY TARGETS OF ALL TYPES, 2015



Source: IRENA, Renewable Energy Target Setting, 2015

VOICE OF FUTURE GENERATIONS

100% RE is already reality today



Source: www.go100re.net

VOICE OF FUTURE GENERATIONS

LESSONS LEARNT FROM PIONEERS

#1

Achieving 100% RE can generate significant cost savings

#2

100% RE strategies are not just for the wealthiest countries

#3

Transitioning to 100% RE can mitigate risks and make countries more resilient

#4

Transitioning to 100% RE can generate new economic activities, create jobs, and improve quality of life

#5

Achieving a fully 100% RE system will require significantly expanding RE in the heating/cooling and transport sectors

Source: WFC Policy Handbook, available on: <http://bit.ly/1C9Bs9K>

VOICE OF FUTURE GENERATIONS



BENEFITS OF 100% RE

Significant
emission
reduction

Resilient energy
infrastructure

Energy is a public,
common good

Empowerment
and participation

Access to reliable
and secure
energy

Sustainable use
of
natural resources

Opportunities for
future
generations

Creates a future-
just economy
(incl. jobs)

Healthy for
humans and
nature

VOICE OF FUTURE GENERATIONS

RENEWABLES ARE READY TO DELIVER



Sources: African Solar Designs, African Green Media, African Business Review, African Journalist

VOICE OF FUTURE GENERATIONS

